



MINISTRY OF EDUCATION



NATIONAL SUBSTANCE ABUSE ADVISORY COUNCIL

**2011 NO
DRUGS
DAY
(IDADAIT)
School
Evaluation
Report**



NO DRUGS DAY (IDADAIT) - JUNE 26
SUPPORTING BLUE RIBBON CAMPAIGN

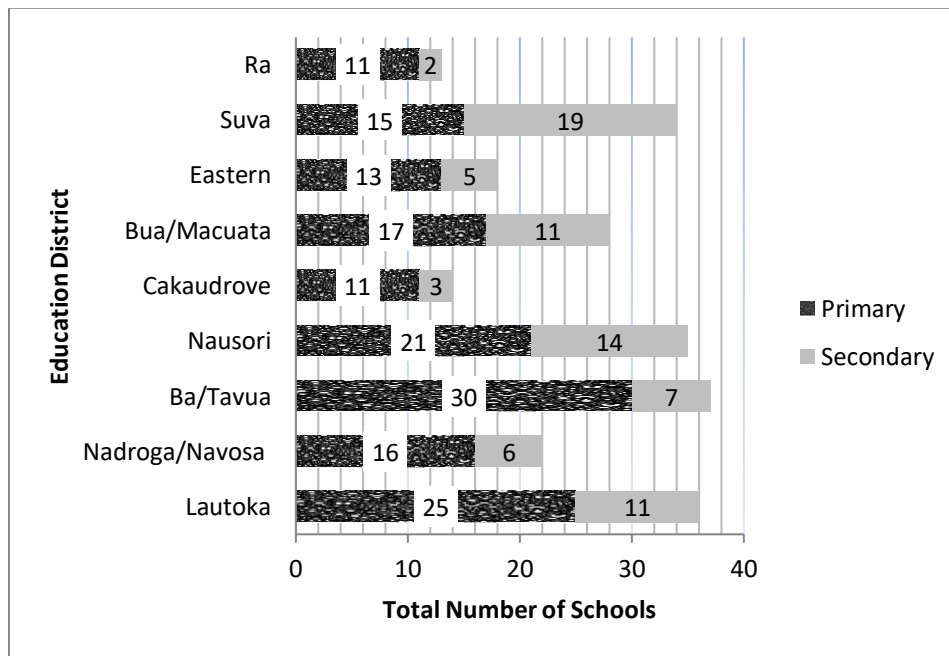
Compiled By: Maraia Tabunakawai
Project Assistant Information and Evaluation

This report serves to fully inform management on the school responses based on the 2011 No Drugs Day (IDADAIT) campaign. Schools were informed of the campaign via NSAAC Circular 1/11 dated 22nd March 2011. The 2011 local theme was *Drug Free is the Way to Be for Our Children's Safety*. only the closed-ended questions from the IDADAIT evaluation forms. Apart from the bio data (School Name and Name of School Head) closed ended questions contained 11 out of 17 questions.

A total of two hundred and thirty seven (237) schools from the nine (9) Education Districts have had their responses analyzed. A total of one hundred and fifty nine (159) primary schools responded and seventy eight (78) secondary schools.

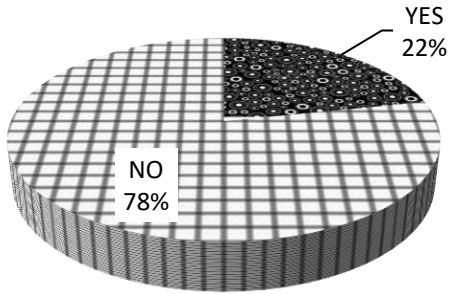
Question 2

Total Number of School Evaluation Forms Received By Education Districts

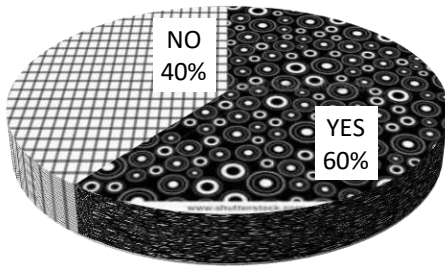


Question 4a)

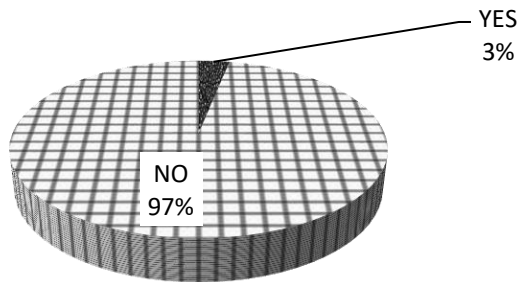
2011 Drug Offences for All Schools



2011 Drug Offences in Secondary Schools



2011 Drug Offences in Primary Schools

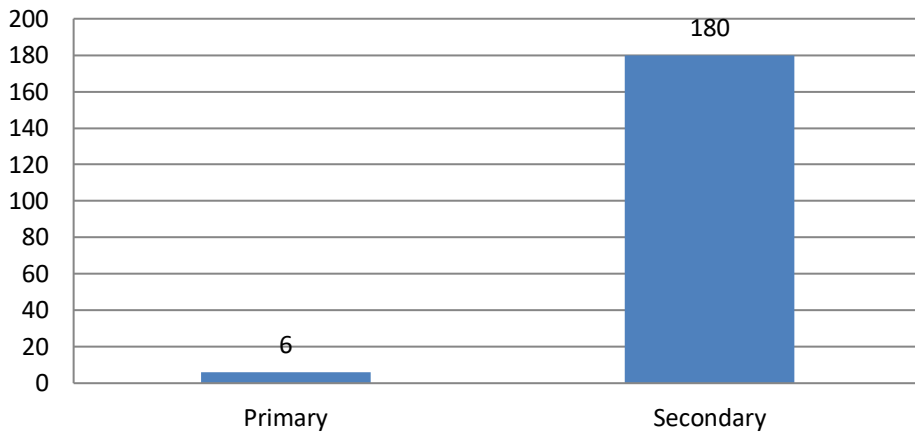


A proportion of (78%) of the total schools (primary and secondary) reported that there were no drug offences incurred since the beginning of 2011, while (22%) reported there had been incidence of drug offences. Secondary schools reported a much higher proportion (60%), that there had been drug offences. Primary schools however, (3%) reportedly had drug offences.

Question 4.b)

A total of about **186 cases** of drug offences were reported by school heads.


Total Drug Offences in Schools Since Beginning of 2011



A total of 186 drug offences incurred in both Primary and Secondary schools since the beginning of 2011. Secondary schools reported (180 cases) the highest number of drug offences.

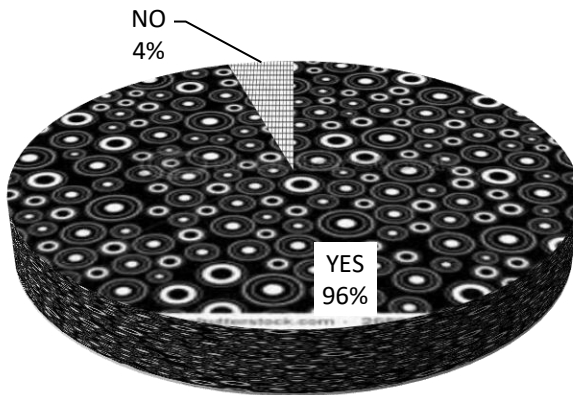
Question 5

Schools that Commemorated 2011 IDADAIT by Total

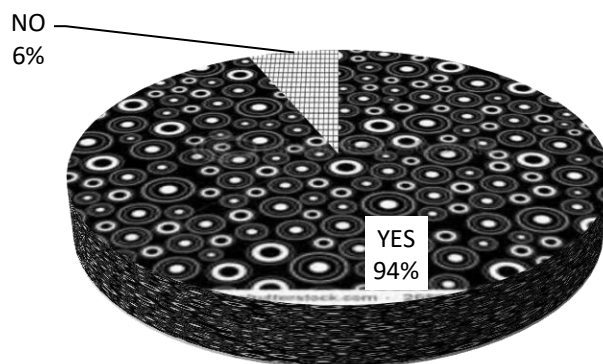


From all the schools that responded (94%) reported that IDADAIT was commemorated in school. (96%) of the Primary schools organized a programme for IDADAIT while (94%) of the Secondary schools commemorated IDADAIT.

Primary Schools that Commemorated 2011 IDADAIT

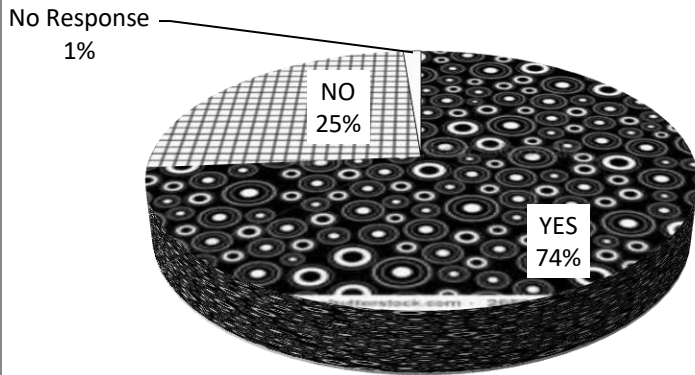


Secondary Schools that Commemorated 2011 IDADAIT



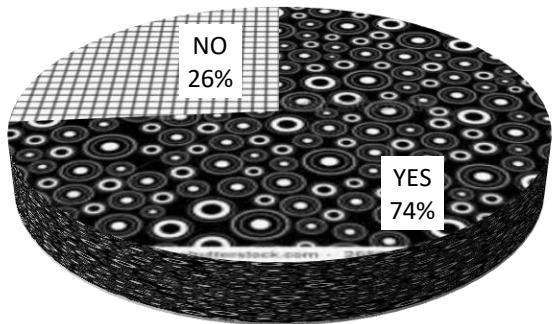
Question 7

Schools That Have A Drug Committee/Coordinator by Total

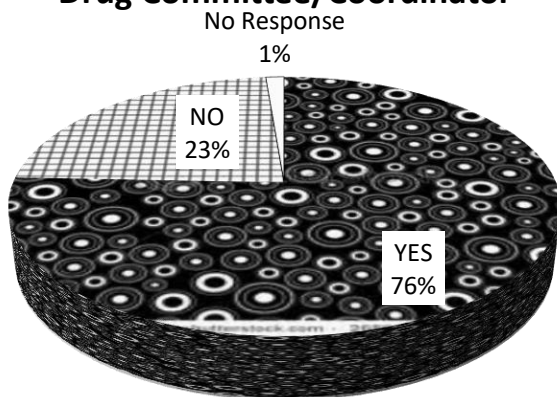


A proportion of (74%) of the total schools reported that they have a drug committee or a drug coordinator that organizes activities related to drugs and substance abuse. Primary schools (74%) have a school drug committee while Secondary schools have a proportion of (76%).

Primary Schools that Have a School Drug Committee/Coordinator

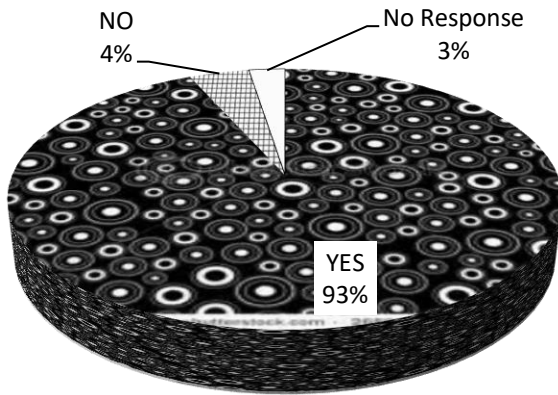


Secondary Schools That Have A School Drug Committee/Coordinator



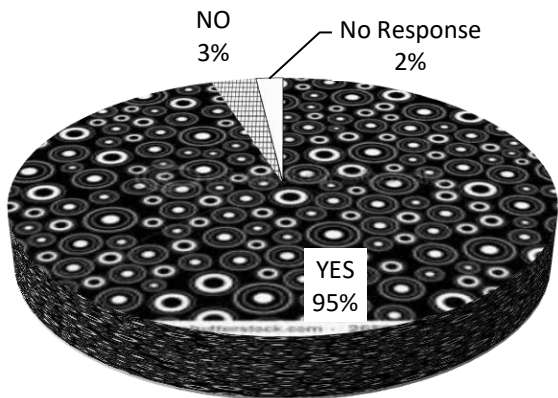
Question 9

Schools Currently Promoting A Drug Free Environment by Total

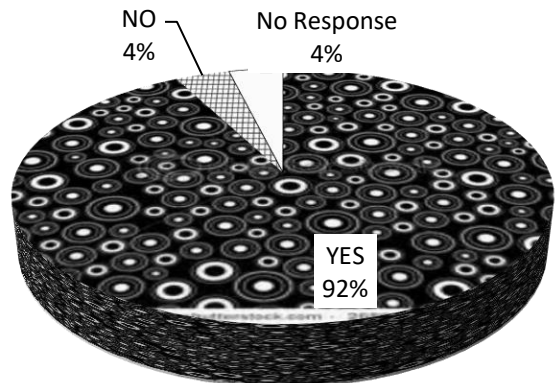


From all the schools that responded (93%) reported that a Drug Free Environment is being promoted in the school. (95%) of the Primary schools is promoting a Drug Free Environment while Secondary schools have a proportion of (92%).

Primary Schools Currently Promoting A Drug Free Environment

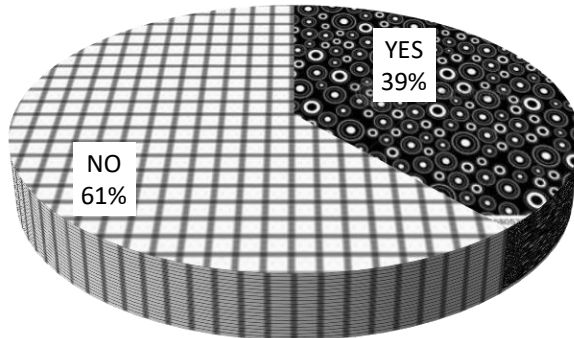


Secondary Schools That Are Currently Promoting a Drug Free Environment

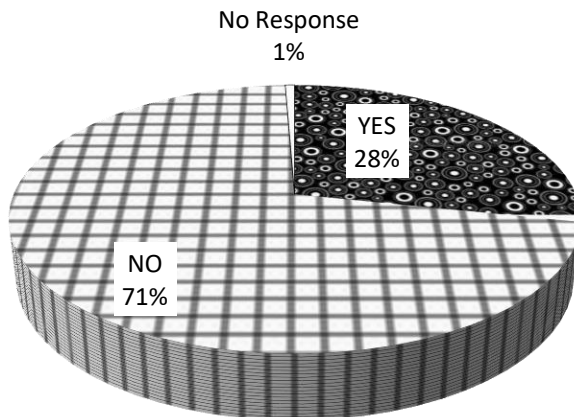


Question 11


Schools that Currently Have NSAAC Trained Teachers/Peer Educators



Primary Schools With NSAAC Trained Teachers/Peer Educators



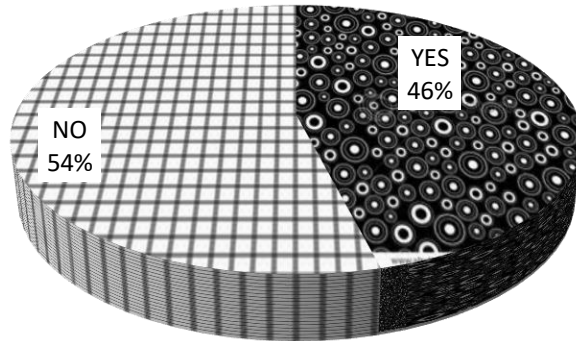
Secondary Schools With NSAAC -Trained Teachers/Peer Educators




A proportion of (61%) of the total schools reported that they do not currently have NSAAC trained teachers and or peer educators. However, (39%) reported that they do have trainers currently in the school. In Primary schools (28%) do have trainers while Secondary schools have a proportion of (60%).

Question 12

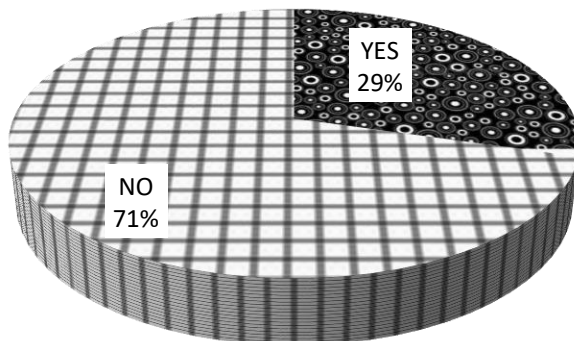
Schools That Conducted Community Awareness by Total



Primary Schools That Conducted Community Awareness



Secondary Schools that Conducted Community Awareness



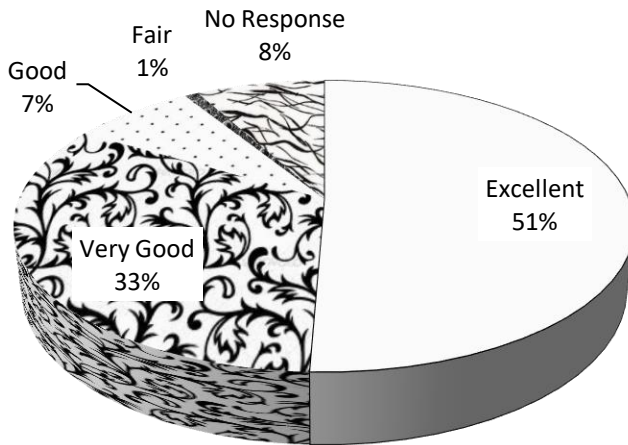
A proportion of (46%) of the total schools reported that they have conducted community awareness in relation to drugs and substance abuse. However, (54%) reported that they have not conducted any such awareness.

In Primary schools (55%) have conducted community awareness while Secondary schools have a proportion of (29%).

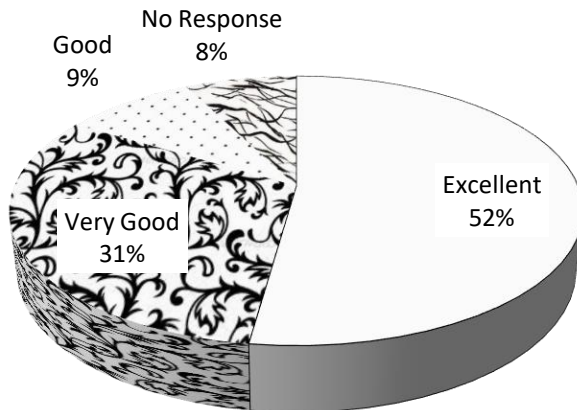
Community Awareness involve the village, PTA, youths and religious groups.

Question 13

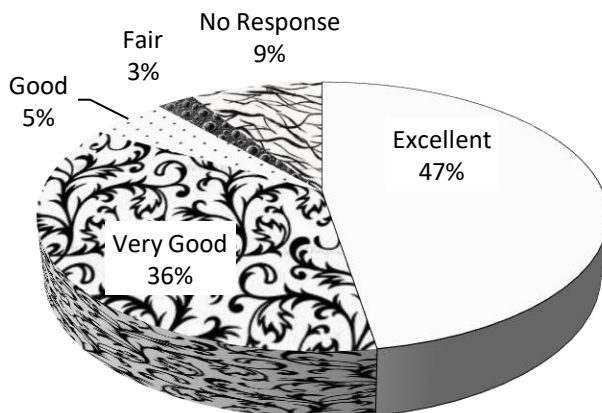
Total Schools Assessment of the IEC (Yellow) Booklet



Primary School Assessment of the IEC (Yellow) Booklet



Secondary Schools Assessment of the IEC (Yellow) Booklet

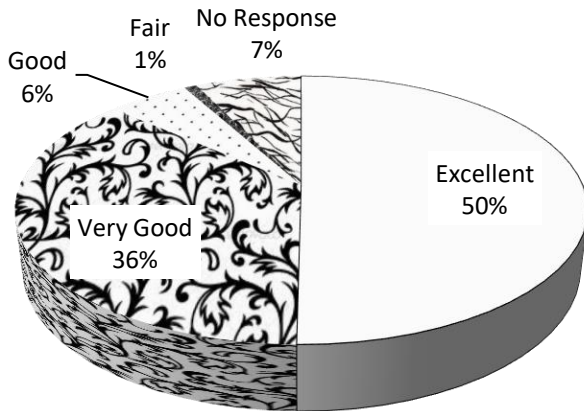


A proportion of (51%) of the total schools assessed the IEC Booklet as Excellent, (33%) Very Good, (7%) Good, (1%) Fair and (8%) had No Response.

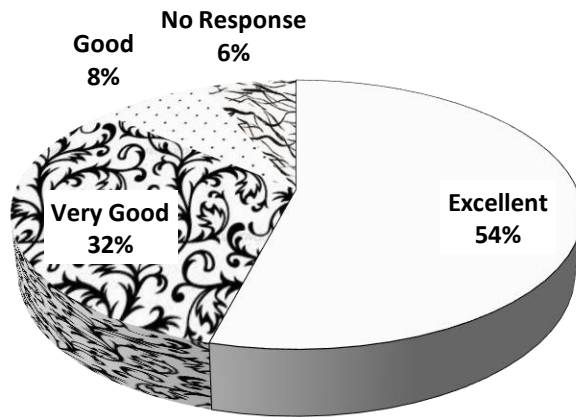
In Primary schools (52%) rated Excellent, (31%) rated Very Good, (9%) Good and (8%) had No Response. Secondary schools however, (47%) rated Excellent, (36%) Very Good, and (5%) as Good.

Question 14

Total Schools Assessment of the Supplement Information



Primary Schools- Assessment of the Supplement Information



A proportion of (50%) of the total schools assessed the Supplement Information as Excellent, (36%) Very Good, (6%) Good, Fair (1%) and (7%) had No Response. In Primary schools (54%) rated Excellent, (32%) rated Very Good, (8%) Good and (6%) had No Response. Secondary schools however, (42%) rated Excellent, (45%) Very Good, (1%) Good, (3%) Fair and (9%) had No Response.

Secondary Schools: Assessment of the Supplement Information

